



THAI AGRICULTURAL STANDARD

TAS 8201-2012

**GOOD PRACTICES FOR
SILK COCOON PRODUCTION**

**National Bureau of Agricultural Commodity and Food Standards
Ministry of Agriculture and Cooperatives**

ICS 59.020

ISBN 978-974-403-809-6

UNOFFICIAL TRANSLATION



THAI AGRICULTURAL STANDARD

TAS 8201-2012

**GOOD PRACTICES FOR
SILK COCOON PRODUCTION**

National Bureau of Agricultural Commodity and Food Standards

Ministry of Agriculture and Cooperatives

50 Phaholyothin Road, Ladyao, Chatuchak, Bangkok 10900

Telephone (662) 561 2277 Fax (662) 561 3357

www.acfs.go.th

Published in the Royal Gazette Vol.129 Section 165D Special,

Dated 30 October B.E.2555 (2012)

**Technical Committee on the Elaboration of Thai Agricultural Standard on
Silk Cocoon**

- | | | |
|-----|--|----------------------|
| 1. | Mrs.Oratai Silapanaporn
The Queen Sirikit Department of Sericulture | Chairperson |
| 2. | Mrs.Anchalee Promnart
Department of International Trade Promotion, Ministry of Commerce | Member |
| 3. | Mr.Banpot Tekacharin
Department of Industrial Promotion, Ministry of Industry | Member |
| 4. | Mr.Vorapot Ruksang
Queen Sirikit Sericulture Center, Nakhon Ratchasima, The Queen Sirikit Department of Sericulture | Member |
| 5. | Miss Tasanee Pradyabumrung
National Bureau of Agricultural Commodity and Food Standards | Member |
| 6. | Mrs. Naraporn Rungsimuntakul
Thailand Textile Institute | Member |
| 7. | Associate professor Sivilai Sirimungkararat
Faculty of Agriculture, Khon Kaen University | Member |
| 8. | Mrs.Nimnual Chantaroon
Silk Innovation Center, Mahasarakham University | Member |
| 9. | Mr.Surindr Supasavasdebandu
The Thai Silk Association | Member |
| 10. | Mr.Kampon Wongtreenatrakoon
Charoon Thai Silk Part., Ltd. | Member |
| 11. | Miss Busaya Cunvong
Chul Thai Silk Co., Ltd. | Member |
| 12. | Mr.Suchard Suwattanapibul
Thai Silk Industry Co., Ltd. | Member |
| 13. | Mrs.Mayura Ruksabun
Community Silk Farmers, Kud Rang District, Mahasarakham | Member |
| 14. | Mrs.Annual Srimueangchang
Silk Producer Group Non Sila District, Khon Kaen | Member |
| 15. | Miss Somrudee Rudeechoensakun
Office of Standard Development,
National Bureau of Agricultural Commodity and Food Standards | Member and Secretary |

(3)

The Ministry of Agriculture and Cooperatives has notified the Thai Agricultural Standards on Thai Silk Yarn, Good Practices for Thai Silk Yarn Production and Yellow Thai Silkworm Cocoon since B.E. 2548, 2550 and 2553, respectively. In order to make available good quality cocoon suitable for silk yarn production, the Agricultural Standards Committee deems it necessary to establish the Thai Agricultural Standard on Good Practices for Silk Cocoon Production.

This standard is based on the following documents:

Thai Agricultural Standard. TAS 8001-2553. Yellow Thai Silkworm Cocoon. National Bureau of Agricultural Commodity and Food Standards.

FAO Agricultural Services Bulletin 80. 1990. Sericulture Training Manual. FAO, Rome.

FAO Agricultural Services Bulletin 73/2. 1992. Silkworm Rearing. FAO, Rome.



NOTIFICATION OF MINISTRY OF AGRICULTURE AND COOPERATIVES

SUBJECT: THAI AGRICULTURAL STANDARD:

GOOD PRACTICES FOR SILK COCOON PRODUCTION

UNDER THE AGRICULTURAL STANDARDS ACT B.E. 2551 (2008)

Whereas the Agricultural Standards Committee deems it necessary to establish an agricultural standard on Good Practices for Silk Cocoon Production in Accordance with the Agricultural Standards Act B.E. 2551 (2008) to promote such agricultural commodity to meet its quality standard.

By virtue of Section 5, Section 15 and Section 16 of the Agricultural Standards Act B.E. 2551 (2008), the Minister of Agriculture and Cooperatives hereby issues this Notification on the Establishment of Thai Agricultural Standards: Good Practices for Silk Cocoon Production (TAS 8201-2012), as voluntary standard, details of which are attached herewith.

Notified on 20 August B.E. 2555 (2012)
Mr. Theera Wongsamut
Minister of Agriculture and Cooperatives

**THAI AGRICULTURAL STANDARD
GOOD PRACTICES FOR SILK COCOON PRODUCTION**

1. SCOPE

This Thai Agricultural Standard establishes the production practices for fresh cocoon made by silk moth caterpillar, *Bombyx mori* Linnaeus in Bombycidae family fed on mulberry leaves. This standard covers every activity of production from the rearing house to transport in order to obtain quality cocoon suitable for silk yarn production.

2. DEFINITIONS

For the purpose of this standard:

2.1 Young larva or young stage silkworm means larva from hatched egg to the full grown third instar larva. (the third pre-moulting silkworm)

- First instar larva means larva from hatched egg to before the first moulting. At this stage, the larva feeds on mulberry leaves 3 to 4 days then stops eating and begins to moult (Figure A.1).

- Second instar larva means larva after the first moulting to before the second moulting. At this stage, the larva feeds on mulberry leaves 2 to 3 days then begins to moult (Figure A.1).

- Third instar larva means larva after the second moulting to before the third moulting. At this stage, the larva feeds on mulberry leaves 3 to 4 days then begins to moult (Figure A.1).

2.2 Grown larva or grown stage silkworm means larva from the fourth to the fifth instar.

- Fourth instar larva means larva after the third moulting to before the fourth moulting. At this stage, the larva feeds on mulberry leaves 3 to 4 days then begins to moult (Figure A.1).

- Fifth instar larva means larva after the fourth moulting to pupa stage. At this stage, the larva feeds on mulberry leaves 6 to 8 days (Figure A.1).

2.3 Pre-moulting silkworm means fully grown larva at each stage, stops eating, and its skin becomes lustrous and ready to moult by shedding its skin. This can be observed from the connected part between head and thorax (Figure A.2) with triangular shape (Figure A.3).

2.4 Post-moulting silkworm means larva after moulting and start eating. The characteristics can be described by bigger head and paler colour than that of the pre-moulting silkworm. The skin is also wrinkled (Figure A.4).

2.5 Mature silkworm means fully grown silkworm at the fifth instar larva that is ready to form its cocoon (Figure A.5).

2.6 Mounting frame or cocooning frame means material on which cocoon is formed.

2.7 Cocoon means the outer protective shell spun by silkworm larva covering itself before transforming into pupa stage. Usually, cocoon for the market consists of pupa and slough inside.

2.8 Fresh cocoon means cocoon that consists of a live pupa, shell, and slough including cocoon with and without de-flossing.

2.9 Good cocoon or normal cocoon means a cocoon that shall be characteristic of its variety, free of stains, and no rough shell, with live pupa, and well-formed silk filament.

2.10 Defect cocoon or poor cocoon means cocoon whose shape is deviated from its variety characteristics or abnormal characteristics i.e. double cocoon (Figure A.6), pierced cocoon (Figure A.7), inside soiled cocoon (Figure A.8), outside soiled cocoon (Figure A.9), thin-shelled cocoon (Figure A.10), loose-shelled cocoon (Figure A.11), thin-ended cocoon (Figure A.12), malformed cocoon (Figure A.13), printed cocoon (Figure A.14), crushed cocoon (Figure A.15), and mouldy cocoon (Figure A.16).

2.11 Pebrine disease means a disease caused mainly by *Nosema bombycis* Naegeli. The protozoa can be transmitted via silkworm eggs. Such disease is prohibited article under the Notification of the Ministry of Agriculture and Cooperatives entitled Specification of Plant Pests as Prohibited Articles under the Plant Quarantine Act B.E. 2507 (No.6) B.E. 2550.

3. REQUIREMENTS

3.1 Requirements of good practices for silk cocoon production are classified into 3 levels as follows:

3.1.1 Major requirements mean the mandatory provisions that shall be complied with. In case of non-compliance, it will directly or seriously affect to quality of silk cocoons. It also includes the requirements under relevant laws and regulations.

3.1.2 Minor requirements mean the provisions that should be complied. In case of non-compliance, it will indirectly affect quality of silk cocoons.

3.1.3 Recommendations mean the provisions that are recommended for practices to help achieve the objectives of this Good Practices for Silk Cocoon Production.

3.2 Judgement Criteria

Judgement criteria for the assessment of compliance are as follows:

3.2.1 All of the major requirements shall be fully complied with.

3.2.2 The minor requirements shall be complied with not less than 60% of total number of minor requirements (the improvement up to 70% of all minor requirements shall be made within 2 years.

3.3 Requirements of Good Practices for Silk Cocoon Production shall be as in Table 1.

Table 1 Requirements and Levels
(Section 3.3)

Items	Requirements	Levels
1. Silkworm rearing house	1.1 Keep distance from the area prone to risk causing adverse health effect on silkworms such as area of pesticide application and air-polluted source. In case of risk, there shall be preventive measures in place.	Major
	1.2 Clean, and not be disease harbourage affecting the health of silkworms	Major
	1.3 Availability of good ventilation	Major
	1.4 Availability of adequate space for rearing silkworms	Major
	1.5 Availability of preventive measures for direct sunlight onto silkworms	Major
	1.6 Availability of preventive measures from rain	Major
	1.7 Availability of preventive measures for disease carrying pests	Major
	1.8 Availability of preventive measures for pests of silkworms and cocoons e.g. Uzi fly (<i>Exorista bombycis</i> Louis), spider, ant, lizard, gecko, and rat	Major
2. Production inputs 2.1 Silkworm eggs	2.1.1 Eggs are from the source that female moths have been inspected and certified for the absence of pebrine disease.	Major
	2.1.2 Known date (day/month/year) of production	Minor
	2.1.3 Known source of production	Recommendation
	2.1.4 Come from production source of not less than 90% hatching rate	Recommendation
	2.1.5 Come from sources with good transport management, temperature not higher than 25 °C, relative humidity not less than 80%, and not be affected by light	Major

Items	Requirements	Levels
2.2 Third instar larva (in case that farmer does not rear the first and second instar larva)	2.2.1 Silkworm eggs shall come from the source that female moths have been inspected and certified for the absence of pebrine disease. The preventive measures for disease in young larva rearing house shall be available.	Major
	2.2.2 Come from the sources with good transport management, temperature not higher than 27 °C, relative humidity between 75% and 85%. The transport should be done after moulting and feeding of the first meal. There should be preventive measures for pest in order to obtain the healthy third instar larva.	Recommendation
2.3 Mulberry leaves	2.3.1 The mulberry plot shall be kept distance from the pesticide application area or air-polluted source. In case of risk, there shall be preventive measures in place.	Major
	2.3.2 The quantity of mulberry leaves shall be sufficient for feeding each lot of silkworms.	Minor
	2.3.3 Mulberry leaves should be fresh, clean, without damage from pests and diseases that affect the health of silkworms.	Minor
2.4 Moisture absorbent	2.4 Availability of moisture absorbent e.g. lime and burned paddy husks (burned paddy husks shall be in their original raw shape, and not in powder)	Major
2.5 Cleaning agent and disinfectant	2.5 Availability of effective cleaning agents and disinfectants for eliminating mould, bacteria, virus, and protozoa on equipment and rearing house	Major
3. Materials, tools and equipment	3.1 Materials, tools and equipment for silkworm rearing, mounting, and storage of mulberry leaves, e.g. feathers, rearing trays, leaf containers, knives, cutting board, flat baskets, mounting frames shall be clean and disinfected.	Major
	3.2 Availability of properly working thermometer and relative humidity devices	Minor
	3.3 Availability of sieve for even dispersion of moisture absorbents and disinfectants	Recommendation

Items	Requirements	Levels
	3.4 Availability of nets or materials to enable discarding silkworm excreta and to be appropriate to silkworm stages	Major
	3.5 Availability of clean, moisture preserved, and well ventilated covering materials used for young larva rearing tray or container	Minor
	3.6 Any mounting frame shall be well ventilated and shall not cause silkworm waste accumulation affecting cocoon quality and efficiency of silk reeling.	Major
	3.7 Availability of scale for weighing mulberry leaves	Recommendation
	3.8 Cocoon containers shall be airy and well ventilated.	Major
4. Silkworm management and rearing 4.1 General management	4.1.1 Appropriate maturity of mulberry leaves should be suitable for each stage of the silkworm development in order to provide sufficient nutrients.	Minor
	4.1.2 Enlarged area of silkworm bed shall be provided in correspondence with each stage of the silkworm development.	Major
	4.1.3 Collect, exterminate, and dispose of abnormal, weak, scrubby, and diseased silkworm properly.	Major
	4.1.4 Collect slower post-moulting or under grown silkworm than that of the same development stage to rear separately.	Major
	4.1.5 Availability of disposal measures for wastes e.g. silkworm excrete, mulberry branches and unconsumed leaves both inside and surrounding area of the rearing house.	Major
	4.1.6 Adequate and continuous feeding of mulberry leaves at each meal by keeping their freshness and maintaining unconsumed leaves at low level to facilitate air flow and prevent accumulation of heat and dampness that cause disease to silkworm	Major
	4.1.7 Manage density of silkworms not too crowded to prevent heat accumulation and insufficient feeding	Major

Items	Requirements	Levels
	4.1.8 Prior to pre-moulting of silkworm, remove excreta and unconsumed leaves from rearing house and reduce moisture of such rearing house.	Major
	4.1.9 After post-moulting of silkworm and before feeding of first meal of each development stage, there shall be prevention and disinfection from silkworm diseases.	Major
4.2 Hatching (in case of farmer self-operation)	4.2 Control temperature to be maintained between 25°C and 26°C, relative humidity to be maintained between 80% and 85%, and manage light exposure in order to develop healthy embryo and to hatch concurrently on specified period of time.	Recommendation
4.3 Rearing of young larva	4.3.1 Availability of clean material lining for rearing containers.	Major
	4.3.2 Properly prevent and disinfect the larvae from the disease that may be carried by the infected larvae.	Major
	4.3.3 Mulberry leaves for feeding shall be chopped to appropriate size and shape and spread evenly to help larva eating.	Minor
	4.3.4 Collection of newly hatched larvae from egg sheets.	Major
	4.3.4.1 Carefully transfer to avoid causing any harm to the larvae.	
	4.3.4.2 Evenly spread of larvae for their healthy growth.	Major
	4.3.5 Areas or shelves allocated for flat basket for newly hatched larvae shall be of temperature between 27°C and 28°C and relative humidity not lower than 90%.	Minor
4.3.6 Areas or shelves allocated for flat basket for larvae of the second and third instar larva shall be of temperature between 26°C and 28°C and relative humidity not lower than 80% except the times before pre-moulting silkworm and during moulting, the relative humidity shall be.	Minor	
4.4 Rearing of Grown larva	4.4 Areas or shelves allocated for flat basket for rearing shall be of temperature between 24°C and 25°C and relative humidity between 70% and 75% except the times before pre-moulting and during moulting, the relative humidity shall be reduced.	Recommendation

Items	Requirements	Levels
5. Management of mature silkworms and cocoons	5.1 Silkworms laid down on mounting frame shall be mature.	Major
	5.2 Quantity of silkworms shall be proportional to the types and sizes of mounting frames to provide sufficient space for spinning with good air flow.	Major
	5.3 Place mounting frame of spinning silkworms in the area of temperature between 24°C and 25°C with good air flow.	Recommendation
	5.4 Place mounting frame of spinning silkworms in the area of relative humidity between 65% and 70%.	Minor
	5.5 Collect dead or non-spinning silkworms to exterminate and/or dispose properly.	Major
	5.6 Harvest cocoons after larvae develop to fully formed pupae and when their skins turn yellow brown.	Major
	5.7 De-floss the outer part covering cocoon shells.	Major
	5.8 Sort defect cocoons from the good ones.	Major
	5.9 Sort the infected cocoons from the other defectives to exterminate and/or dispose or utilise properly.	Recommendation
	5.10 Keep cocoons waiting for transportation in a manner that they are not too densely overlaid causing accumulated heat and moisture that affect cocoon quality.	Major
	5.11 Packing shall not damage cocoon.	Major
6. Transportation of cocoons	6. Prevent damage of cocoons from accumulation of heat and moisture by good ventilation management.	Major
7. Hygiene and cleanness	7.1 Availability of preventive measure for silkworm diseases that may be carried by persons entering the rearing house.	Major
	7.2 Availability of cleaning and disinfecting measures for the surrounding area of rearing house.	Major
	7.3 Availability of cleaning and disinfecting measures for transported vehicle for silkworm eggs and larvae.	Major

Items	Requirements	Levels
	7.4 There shall be disposal measures for wastes e.g. silkworm excrete, mulberry branches and leaves after each rearing cycle both inside and surrounding area of the rearing house to prevent the spread of diseases.	Major
	7.5 In case of disease spreading in the rearing house, disinfection shall be carried out before moving tools, equipment, and remaining materials, including silkworm excrete.	Major
8. Record keeping	8.1 Record the following information:	Recommendation
	8.1.1. Daily temperature and relative humidity of silkworm rearing house	
	8.1.2 Day-month-year of egg incubation (in case of farmer self-operation)	Minor
	8.1.3 Day-month-year of the first hatching	Major
	8.1.4 Date and time of pre-moulting and post-moulting	Recommendation
	8.1.5 Description of abnormality of silkworm	Recommendation
	8.1.6 Application of substances used to prevent and control silkworm diseases	Recommendation
	8.1.7 Day-month-year of silkworm moulting	Major
	8.1.8 Day-month-year of harvesting fresh cocoon.	Major
	8.1.9 Problems and obstacles of each lot of rearing	Recommendation
	8.2 Keep records for at least 1 year.	Major

APPENDIX A

FIGURES
(Section 2)

Figure A.1 First to fifth instar larva of silkworm

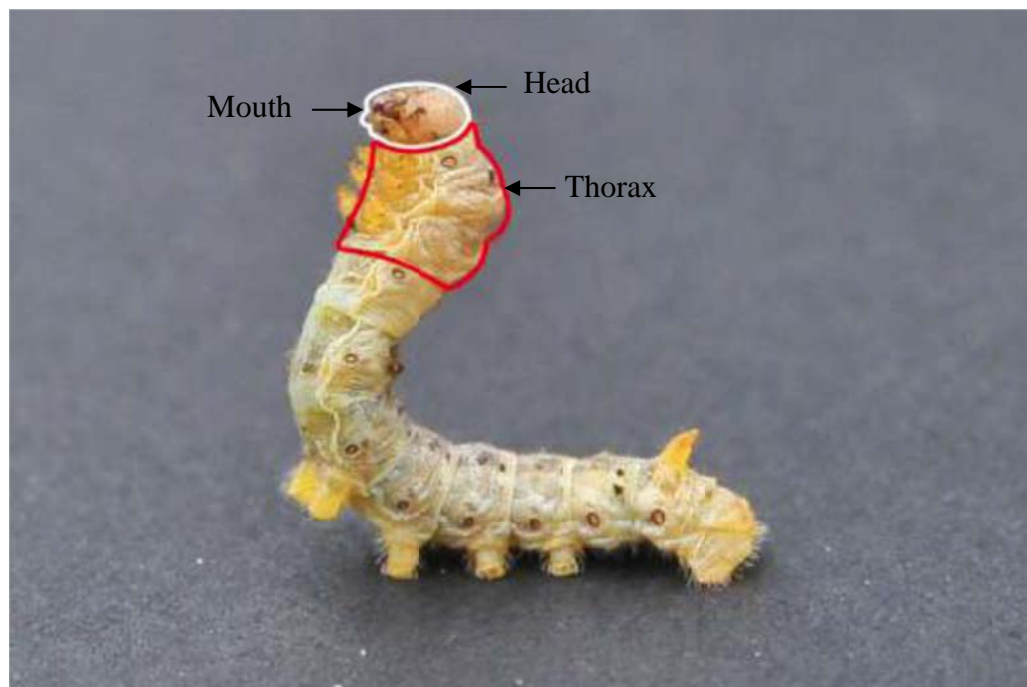


Figure A.2 Silkworm



Figure A.3 Pre-moulting silkworms
Illustrating the triangular shape at junction of head and thorax



Figure A.4 Post-moulting silkworms
Illustrating bigger head and paler colour than those of pre-moulting with wrinkled skin and start eating



Figure A.5 Mature silkworm
Illustrating transparent body with up-rising head and eagerly moving, ready for cocoon spinning



Figure A.6 Double cocoon

Double cocoon means a cocoon jointly built by at least two silkworms. Such cocoon, when reeling tends to break often because their silk baves interwind with each other. The silk yarn is uneven and lower reeling efficiency. Double cocoon is caused by various reasons such as varieties, overcrowded silkworms per mounting frame, type of mounting frame is not proper for silkworms.

Double cocoon is normally used as material for dupion.^{1/}




Figure A.7 Pierced cocoon

Pierced cocoon means a cocoon pierced by Uzi fly maggot, or silkworm moth, or ants, or other animals, leaving a hole on the cocoon and causing silk yarn breaking and rather low reeling efficiency.



Figure A.8 Inside soiled cocoon

Inside soiled cocoon means a cocoon containing dead pupa or spinning by infected silkworm which dies inside either at larva or pupa stage, and causing stains. When reeling will produce low quality silk yarn.

^{1/} Dupion means silk reeled from defective cocoons. The yarn is large suitable for warp for weaving.



Figure A.9 Outside soiled cocoon

Outside soiled cocoon means cocoon stained by other silkworms excrete before cocooning or infected silkworm putrefied the cocoon, which make it difficult to reel.




Figure A.10 Thin-shelled cocoon

Thin-shelled cocoon means a cocoon produced by ill-fed silkworm with poor spinning ability and cause thin shell. In other case, the mature silkworm is late in mounting, thus spinning on the side of rearing trays or corner of rearing table.



Figure A.11 Loose-shelled cocoon

Loose-shelled cocoon means a cocoon produced under an improper environmental condition. The cocoon is flossy and not compact. When reel, the yarn often breaks.



Figure A.12 Thin-ended cocoon

Thin-ended cocoon means a cocoon that due to the characteristic of some silkworm varieties or caused by high temperature during egg incubation. Sometimes this occurs due to low temperature during cocooning. The cocoon is unusually thin at one end, and when boiled thinner part is soggy and broken and difficult to reel.



Figure A.13 Malformed cocoon

Malformed cocoon means a cocoon produce from silkworm in an inappropriate mounting frame, or from weak silkworm preventing the silkworms from completing the cocooning process and the cocoon shape becomes irregular. When boiled with normal cocoons, such cocoon are either soggy or harden depending on their characteristics.



Figure A.14 Printed cocoon

Printed cocoon or cocoon with prints of mounting frame means a cocoon produced by a silkworm attached to the edge of mounting frame or lining paper or improper mounting frame. The cocoon is too flat with some thicker parts due to overcrowded silkworms per mounting frame, leaving inadequate space for cocooning.

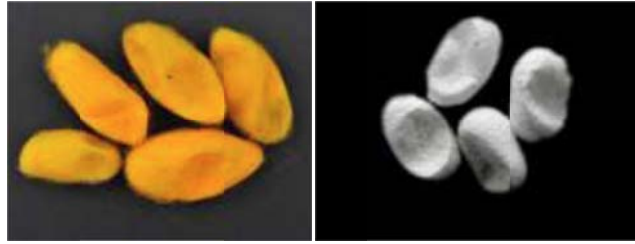


Figure A.15 Crushed cocoon

Crushed cocoon means a cocoon caused by crushing to one another, over packing, or inappropriate handling during transportation and storage.



Figure A.16 Mouldy cocoon

Mouldy cocoon means a cocoon stored under poor ventilation causing moisture accumulation in the container or the storage room. This condition allows mould to grow on the cocoon shell.

- Sources:
1. The Queen Sirikit Department of Sericulture (the white defective cocoon Figure A.3, Figure A.4, Figure A.5, and the yellow defective cocoon Figure A.6 to Figure A.16)
 2. Thai Silk Industry Co., Ltd. (the white defective cocoon Figure A.6, Figure A.11, Figure A.12, Figure A.13, and Figure A.15)
 3. Chul Thai Silk Co., Ltd. (the white defective cocoon Figure A.7, Figure A.8, Figure A.9, Figure A.10, Figure A.14, and Figure A.16)

APPENDIX B**UNIT**

The units and symbols used in this standard and the units recognized by the International System of units (*Le Système International d' Unités*) or SI are as follows:

Item	Unit	Symbol
temperature	degree Celsius	°C